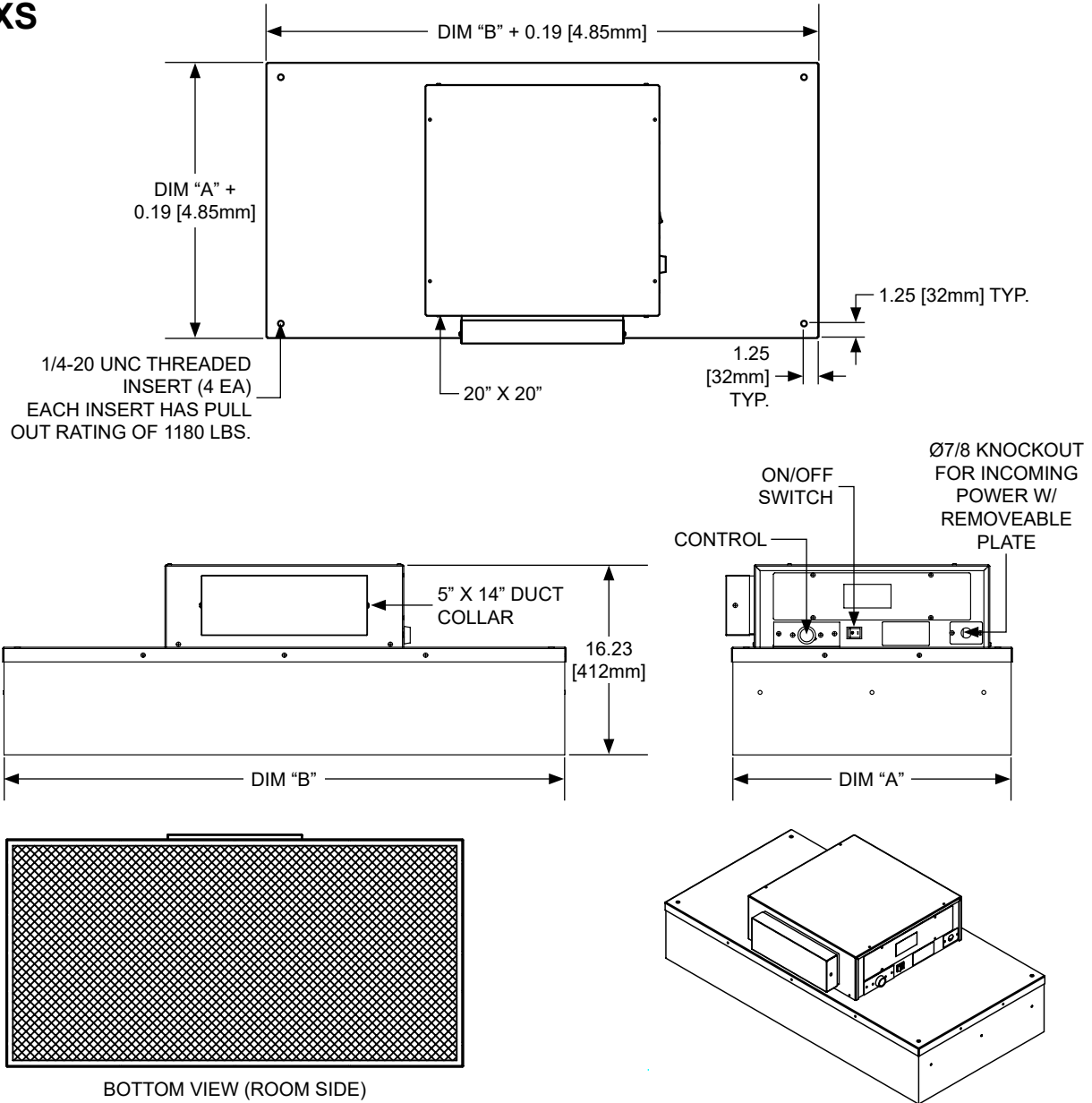


- FFDXS** • AC Motor • Reverse Flow • Backward Inclined Fan
FFDXSR • AC Motor • Reverse Flow • Room Side Replaceable Filter • Backward Inclined Fan

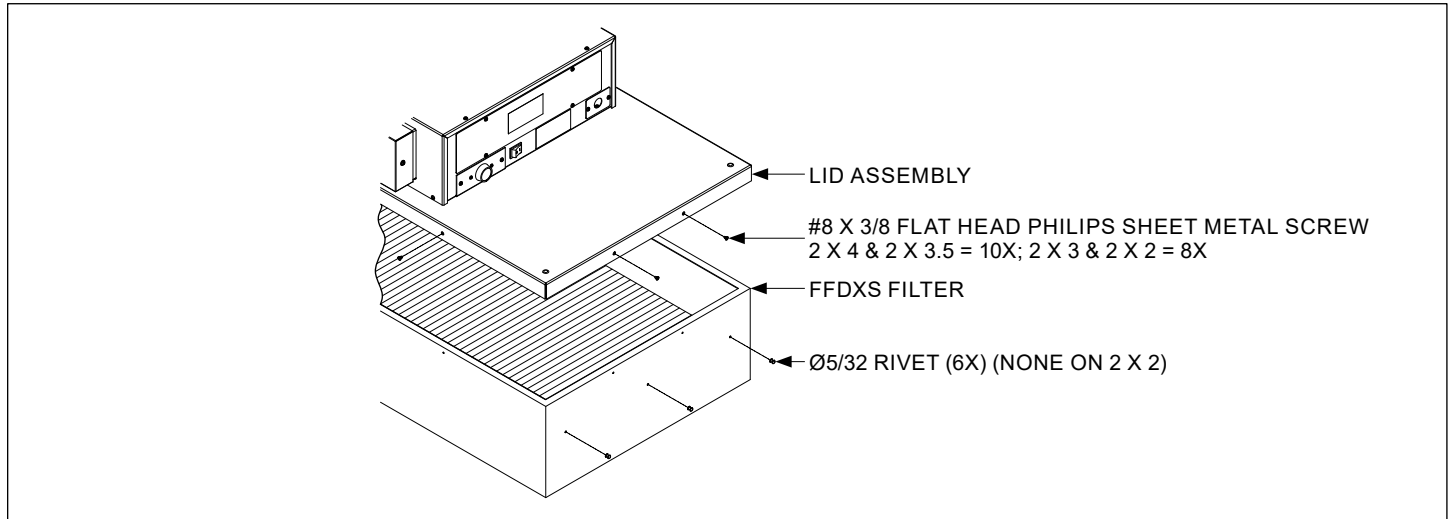
FFDXS



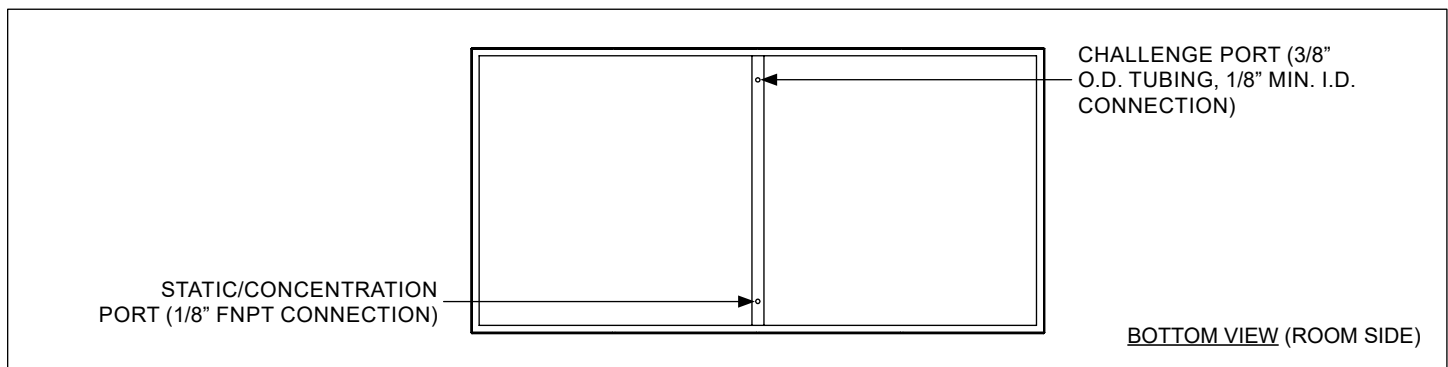
| Housing Size (OD) | | Nominal Filter Size |
|--------------------------------------|---------------------------------------|---------------------|
| DIM "A" in (mm) | DIM "B" in (mm) | |
| <input type="checkbox"/> 23.63 (600) | <input type="checkbox"/> 47.63 (1210) | 2 X 4 |
| <input type="checkbox"/> 23.63 (600) | <input type="checkbox"/> 23.63 (600) | 2 X 2 |
| <input type="checkbox"/> | | **Other |

** Contact Titus to Ensure Size Availability.

HEPA filter & Lid assembly



Challenge/Concentration Port Detail



Basic Unit Configuration

Check ☒ if provided.

Motor

Backward Curved Motorized Impeller

- ☐ **120V, 60 Hz, 1 PHASE, 1.80 FLA**
- ☐ 277V, 60 Hz, 1 PHASE, 0.80 FLA

Filter

- ☐ **HEPA 99.99% @ 0.3 Micron UL 900**
- ☐ ULPA 99.9995% @ 0.12 Micron UL 900
- ☐ Other _____

Control

- ☐ **Solid State Speed Control - Variable Speed Switch**

Housing Finish

- ☐ **Mill Finish Aluminum (04)**
- ☐ Powder Coat Paint - White (26)
- ☐ 304 Stainless Steel (SS2)

Screen Finish

- ☐ Mill Finish Aluminum (04)
- ☐ Powder Coat Paint - White (26)
- ☐ 304 Stainless Steel (SS1)

Options (Select multiple if applicable)

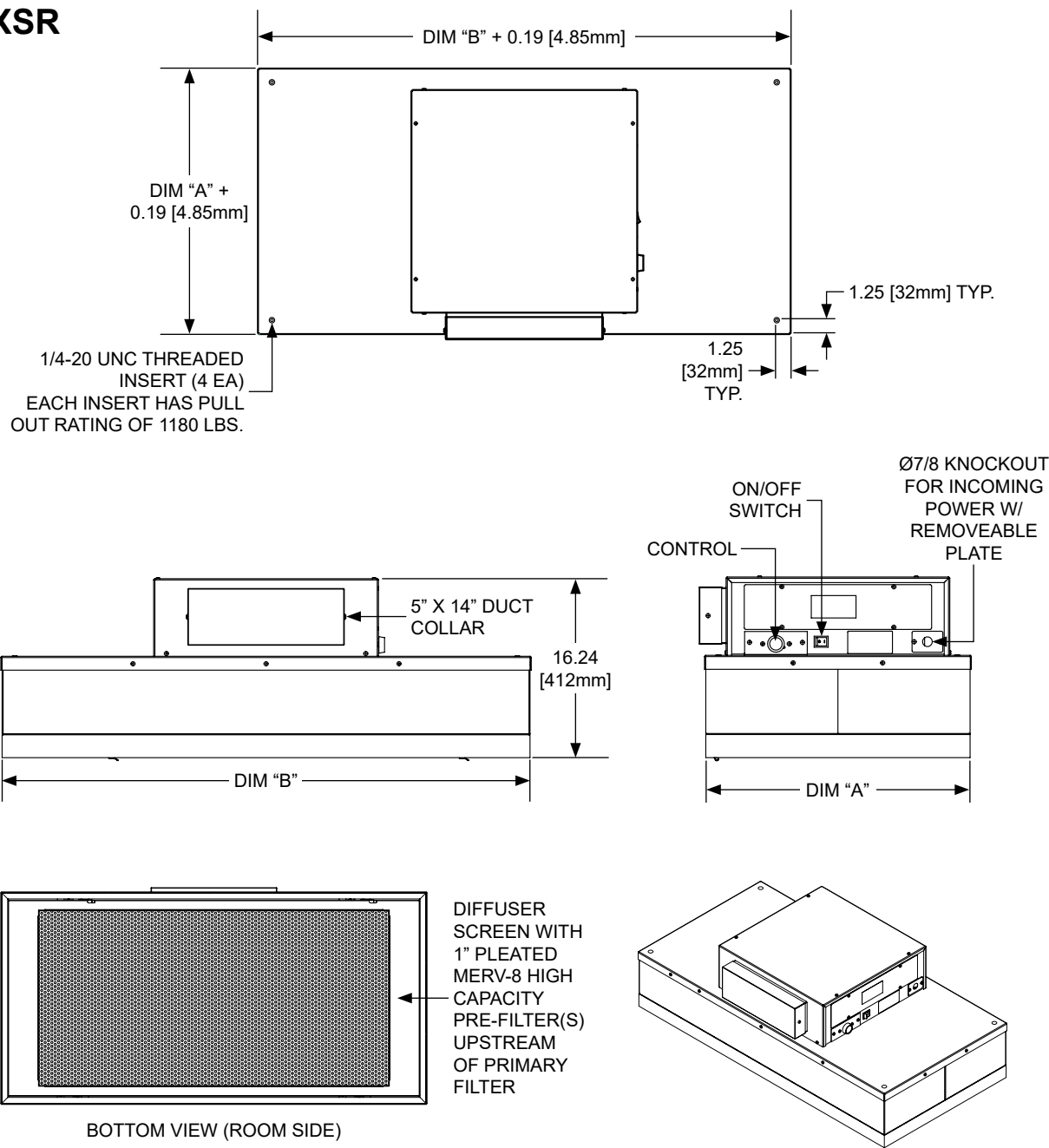
- ☐ Continuous Filter Monitoring (CFM)
[0-10V Output Signal]
- ☐ Insulation - Applied to Unit Top & Sides (INS)
- ☐ Challenge Ports (CHP)
- ☐ Surface Mount Frame (SMA)

Certification

- ☐ **UL 507 Listed (E152685)**

Note: Items in **bold** designate standard offering.

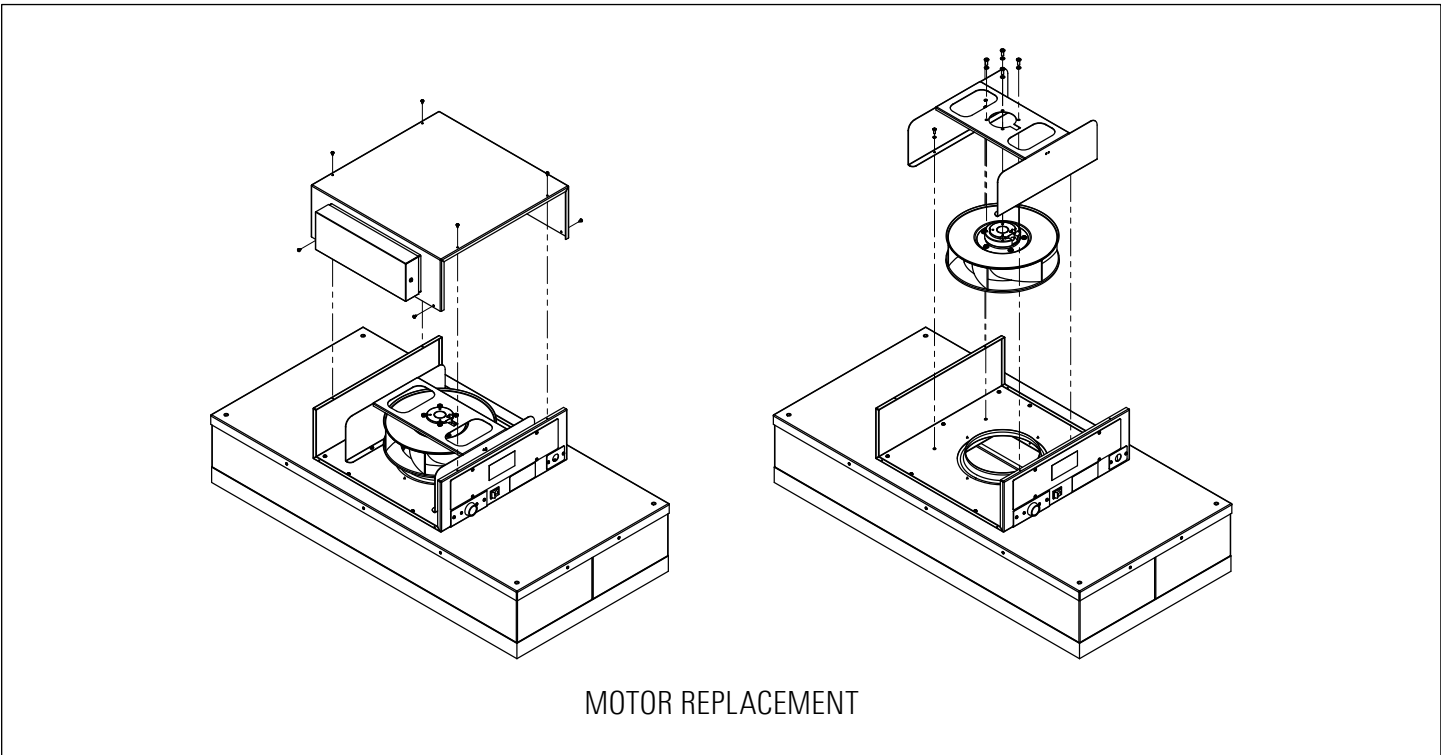
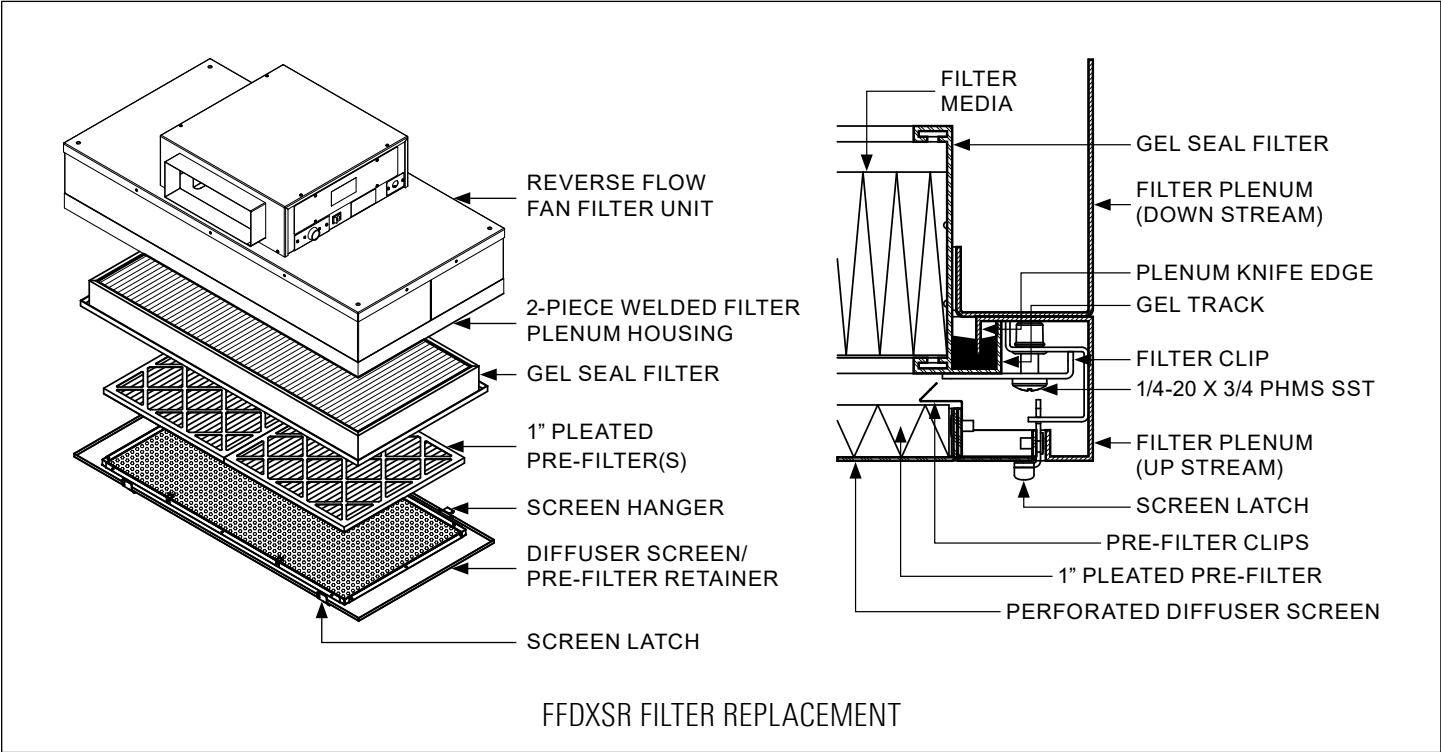
FFDXSR



| Housing Size (OD) | | Nominal Filter Size |
|--------------------------------------|-----------------|---------------------|
| DIM "A" in (mm) | DIM "B" in (mm) | |
| <input type="checkbox"/> 23.63 (600) | 47.63 (1210) | 2 X 4 |
| <input type="checkbox"/> 23.63 (600) | 23.63 (600) | 2 X 2 |
| <input type="checkbox"/> | | **Other |

** Contact Titus to Ensure Size Availability.

HEPA Filter and Motor Replacement Detail



Basic Unit Configuration

Check ☒ if provided.

Motor

Backward Curved Motorized Impeller

- ☐ 120V, 60 Hz, 1 PHASE, 1.80 FLA
- ☐ 277V, 60 Hz, 1 PHASE, 0.80 FLA

Gel Seal Filter

- ☐ HEPA 99.99% @0.3 Micron UL 900
- ☐ ULPA 99.9995% @0.12 Micron UL 900
- ☐ Other _____

Control

- ☐ Solid State Speed Control - Variable Speed Switch

Options (Select multiple if applicable)

- ☐ Continuous Filter Monitoring (CFM)
[0-10V Output Signal]
- ☐ Insulation - Applied to Unit Top & Sides (INS)
- ☐ Filter Ships Loose (FSL)
- ☐ Surface Mount Frame (SMA)

Surface Mount Adapter Accessory Detail

Housing Finish

- ☐ Mill Finish Aluminum (04)
- ☐ Powder Coat Paint - White (26)
- ☐ 304 Stainless Steel (SS2)

Diffuser Screen Finish

- ☐ Mill Finish Aluminum (04)
- ☐ Powder Coat Paint - White (26)
- ☐ 304 Stainless Steel (SS1)

Certification

- ☐ UL 507 Listed (E152685)

Note: Items in **bold** designate standard offering.

